

# The TAMU and USDA Gender Lensed Curricula for Development:



## *Faculty Training*

WEDNESDAY, MAY 12, 2021, 11:00 AM CST

FUNDED BY TEXAS A&M UNIVERSITY AND THE U.S. DEPARTMENT OF AGRICULTURE



TEXAS A&M  
UNIVERSITY.





# Curriculum Overview

MANUEL PIÑA, JR.

---



# Seminar Agenda

---

1. Curriculum overview
2. Target audiences
3. Available module formats
4. Degrees of use
5. How to download and use modules
6. Best practices and tour of instructor-facilitated module files
7. Best practices and tour of online module
8. Uploading online module and demonstration in Canvas and eCampus
9. Tips for engaging students
10. How to connect with the project
11. Q & A
12. Next steps



# Target Audiences

---

- ❑ Upper-level undergraduate students
- ❑ Graduate students
- ❑ Development professionals  
(as Continuing Education)

- ❑ Departments/Colleges that may benefit:
  - Ag. Economics
  - Ag. Leadership, Education, and Communications
  - Teaching, Learning, and Culture (College of Education)
  - Civil Engineering
  - International Affairs
  - Immigration Law
  - International Studies
  - College of Medicine
  - School of Public Health
  - College of Veterinary Medicine & Biomedical Sciences

# Module Formats

---

I want to teach the content myself or only select a few activities/sections.



INSTRUCTOR-FACILITATED  
MODULE



I want students to complete it on their own time as a required or optional assignment.

ONLINE SCORM MODULE

# Degrees of Use

---

1. Entire curriculum package (for online/asynchronous or instructor-facilitated versions)
2. Lecture and discussion only
3. Activities only
4. Portion of lecture with/without accompanying activity
5. Resource to inform your own teaching
6. Independent study option for interested students

# How to Download Modules

---

The screenshot shows the homepage of the 'Gender Lensed Curricula for Development' website. At the top, there is a navigation bar with logos for Texas A&M University, Agriculture & Life Sciences, Texas A&M Forest Service, TVMDL, Texas A&M AgriLife Extension, Texas A&M AgriLife Research, and Texas A&M Agriculture & Life Sciences. A search bar is located on the right. The main heading is 'Gender Lensed Curricula for Development'. Below it is a navigation menu with links: HOME, PEOPLE, ABOUT THE PROJECT, IN THE NEWS, CONTACT US, and PROJECT LEADERS FILE ACCESS. The 'Home' section features a quote from Manuel Piña, Jr., Ph.D., Texas A&M University, about the importance of research-based curricula on women's roles in development. Below the quote is a paragraph about gender inequity and a paragraph about the GLCD initiative. On the right side, there is a section titled 'ACCESS THE CURRICULUM' which is circled in yellow. This section states that as of April 2021, certain modules are available for download, specifically 'Module 1: Gendered Lens in International Development (Overview)'. It also mentions that to receive a link to download materials, users must complete a survey at [tx.ag/GLCDcurriculum](http://tx.ag/GLCDcurriculum). Below this is an 'UPCOMING EVENTS' section listing two events: a Faculty meeting on Wednesday, May 12, 2021, and a Dissemination Seminar III on Wednesday, May 19, 2021.

1. Visit our website
2. Complete “Access the Curriculum” survey
3. Use best email for link to materials

Sender: [audraw@tamu.edu](mailto:audraw@tamu.edu)  
Subject: “Your link to the GLCD Curriculum Packages”



# Gender Lensed Curricula in Development: I

These materials are designed to illuminate the roles that women across the world play in personal, food, health

This project was supported by the Higher Education Challenge (HEC) Grants Program, grant no. 2020-70003-31.

For more information on the materials below, contact:

- Dr. Manuel Pina Jr. (mpina@tamu.edu)
- Dr. Theresa Murphrey (t-murphrey@tamu.edu)
- Mrs. Audra Richburg (audraw@tamu.edu)

To join the mailing list and be notified when new content is added, visit [tx.ag/contactGLCD](https://tx.ag/contactGLCD).

If you have used a module and would like to share those details with us, visit [tx.ag/GLCDmodulereport](https://tx.ag/GLCDmodulereport). This su

## Available Topics

### Module 1: Gendered Lens in International Development (Over

This module serves as an introduction to the GLCD curriculum. It is intended to be an "eye-opener" and is des development. Each concept introduced in this module will be revisited in more detail and with more attention

- [Instructor-Facilitated Module Package](#): Click the link, then save and unzip the folder on your computer to package. *Files last updated May 3, 2021.*
- [Online SCORM Module](#): Click the link, then save and unzip the folder on your computer to access course area. *Files last updated May 3, 2021.*

# Materials Testing Website

CONTACT  
INFORMATION

AVAILABLE TOPICS  
WITH DOWNLOAD FILES

HOW-TO VIDEO

# Gender Lensed Curricula in Development: Materials

These materials are

This project was sup

1.

For more informatio

- Dr. Manuel Pi
- Dr. Theresa M
- Mrs. Audra Ric

To join the mailing l

If you have used a r

## Available

### Module 1: C

This module serves

development. Each concept introduced in this module will be revisited in more detail and with more attention

- [Instructor-Facilitated Module Package](#): Click the link, then save and unzip the folder on your computer to package. *Files last updated May 3, 2021.*
- [Online SCORM Module](#): Click the link, then save and unzip the folder on your computer to access course area. *Files last updated May 3, 2021.*

**NOTE: Materials are in testing phase!**

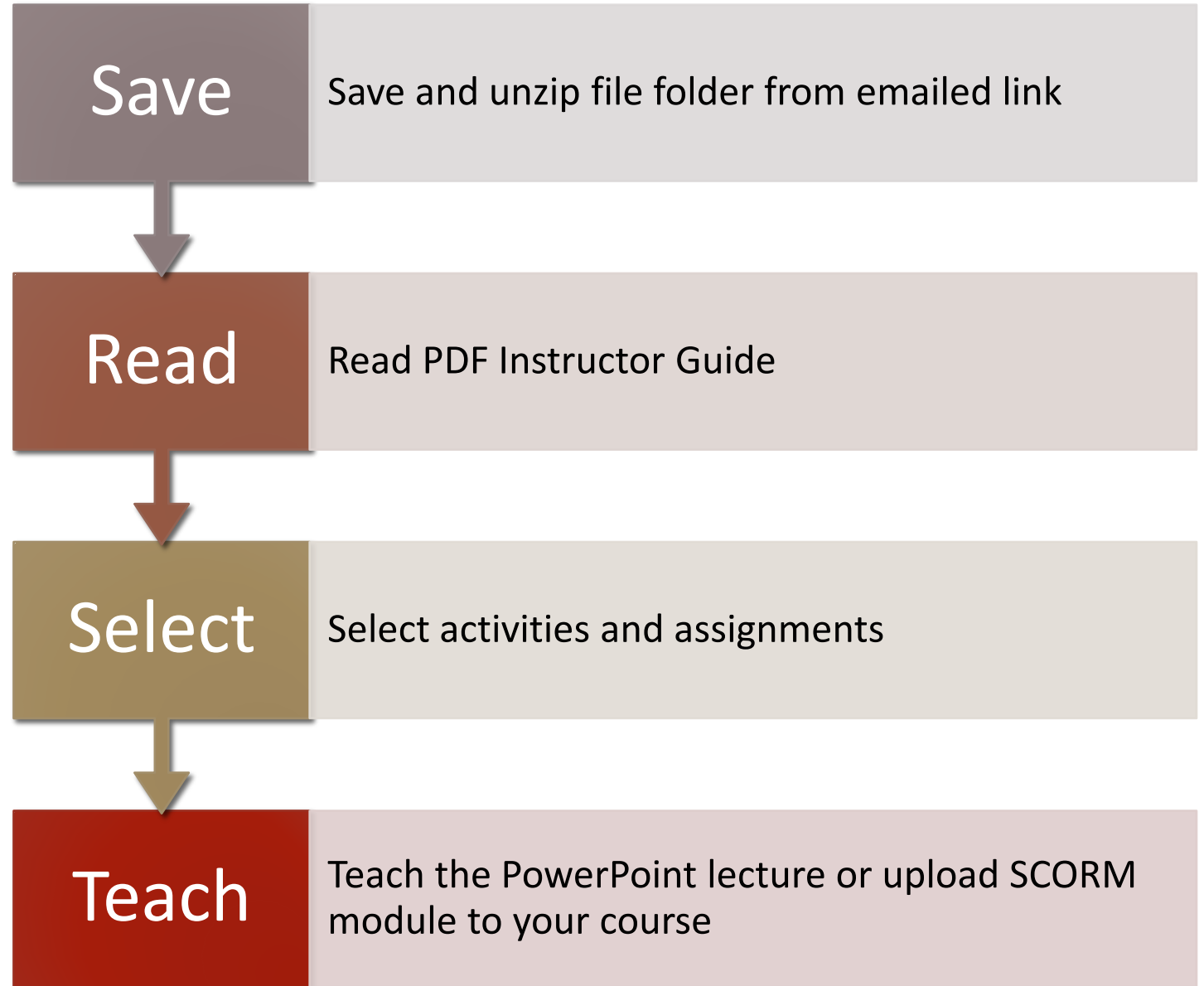
**Your feedback is valued.**

**Sign up for the listserv to be notified when new and updated packages are available.**

ICS  
AD FILES

HOW-TO VIDEO

# How to Use Modules



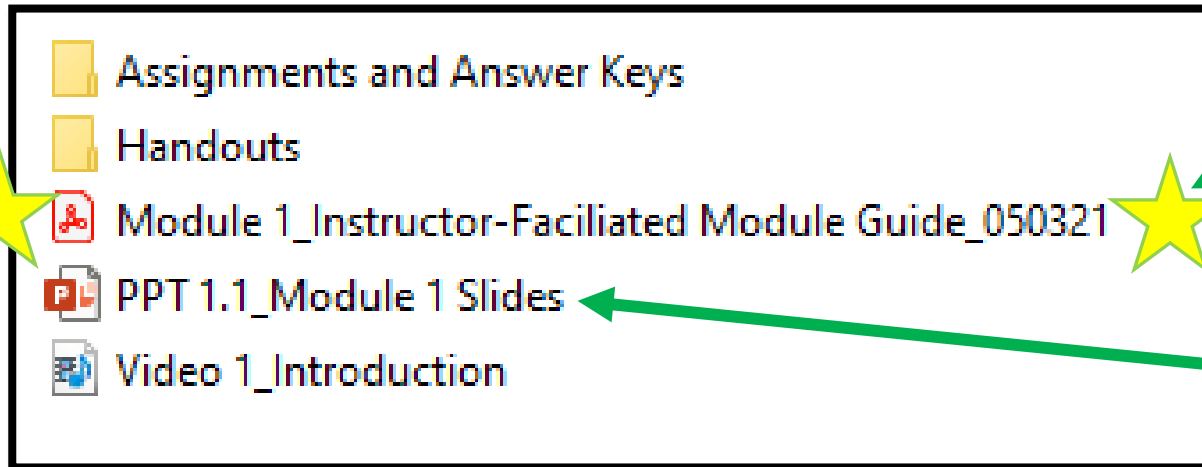
# Best Practices for Instructor-Facilitated Module

---

- 1. Completely review the Instructor Guide and accompanying files.**
2. Modules frequently allow for discussion opportunities. Cultivate a class setting of open discussion.
3. Be creative in how you use activities.
4. Give students enough time to review prior readings before lecture.
5. Use the provided PowerPoint to guide the lesson.

# Tour of Instructor-Facilitated Module Folder

---



**Module Guide:** Begin here.

**Further Exploration Rubric:** Use for Assignment 1.2 (Further Exploration Activities).

**PPT 1.1:** includes script in Notes section; Video 1 is embedded

# Instructor- Facilitated Module Demonstration

---









# Best Practices for Online Module

---

- 1. Completely review the Instructor Guide and accompanying files.**
- 2. Be creative in how you use discussions and activities.**
  - Self-reflection journal?
  - Think-Pair-Share?
  - Padlet?
  - Live discussion?
  - Discussion boards?
  - Assignment for grade?
  - Assignment for participation grade?
  - Extra credit points?
  - Group project?
  - Writing assignment prompt?
- 3. Use provided Course Announcement to direct students to complete correct activities.**
- 4. Complete the online module yourself so that you are familiar with the material and can answer questions if needed.**

# Tour of Online Module Folder

---

-  Assignments and Answer Keys
-  Handouts
-  GLCD\_M1\_Online SCORM Module
-   M1\_Online Module Guide 

**Module Guide:** Begin here.

**Handouts:** Embedded in SCORM module

**Assignments:** Embedded in SCORM module

**SCORM Module:** Do not unzip! Upload entire zipped file to your LMS (Canvas, Blackboard, etc.)



# Uploading to Canvas

---

*Must be done by Instructor of Record*

1. Enable SCORM
2. Upload zipped SCORM file as graded or ungraded assignment
3. Edit assignment details as needed

# Online Module Uploading







---

CANVAS.TAMU.EDU



-  Account
-  Dashboard
-  Courses
-  Calendar
-  Inbox <sup>18</sup>
-  History
-  Commons
-  Help

CS.Spring.2021

- Home
- Announcements
- Modules
- Grades
- Zoom
- Discussions
- Assignments
- Quizzes
- Pages
- New Analytics
- SCORM
- Syllabus 
- Files 
- People 
- Outcomes 
- Rubrics 
- Collaborations 
- Settings

Course Details   Sections   Navigation   Apps   Feature Options

Drag and drop items to reorder them in the course navigation.

Home	
Announcements	⋮
Modules	⋮
Grades	⋮
Zoom	⋮
Discussions	⋮
Assignments	⋮
Quizzes	⋮
Pages	⋮
New Analytics	⋮
SCORM	⋮
Drag items here to hide them from students. Disabling most pages will cause students who visit those pages to be redirected to the course home page.	
Office 365 <i>Page disabled, won't appear in navigation</i>	⋮
LockDown Browser <i>Page disabled, won't appear in navigation</i>	⋮
Accessibility Report	⋮



### 1. Enable SCORM

2. Upload zipped SCORM file as graded or ungraded assignment

3. Edit assignment details as needed

# Canvas

MUST MAKE SCORM OPTION AVAILABLE

CLICK SAVE

The screenshot shows the Canvas LMS interface. On the left sidebar, the 'SCORM' option is highlighted with a red arrow. The main content area shows the 'SCORM' page for the course 'CS.Spring.2021'. A red arrow points to the 'Upload' button in the top right corner. Below the 'Upload' button, there is a list of assignments, with 'GLCD\_m1\_intro' selected. To the right of the assignment name, it says 'Graded assignment' and has icons for a document, an eye, and a trash can.

1. Enable SCORM
2. Upload zipped SCORM file as graded or ungraded assignment
3. Edit assignment details as needed

# Canvas

THE SCORM OPTION WILL NOW BE AVAILABLE




1

CS.Spring.2021

- Home
- Announcements
- Modules
- Grades
- Zoom



# SCORM

Upload


▶ GLCD\_m1\_intro Graded assignment   



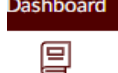
2


Account



Dashboard



Courses



Calendar

F 18

Instructional Design > Assignments > GLCD\_m1\_intro

Student View

## GLCD\_m1\_intro

CS.Spring.2021

- Home
- Announcements
- Modules
- Grades
- Zoom
- Discussions

Gender Lensed Curricula in Development

Dashboard

MODULE OVERVIEW

GENDERED LENS

**Gender Lensed Curricula in Development**

Gender inequity affects the lives of people across the world – in the United States of America, other developed countries, and in developing countries. Today's colleges and universities must enable students, both females and males, to address this

Edit Assignment Settings



- 1.Enable SCORM
- 2.Upload zipped SCORM file as graded or ungraded assignment
- 3.**Edit assignment details as needed**

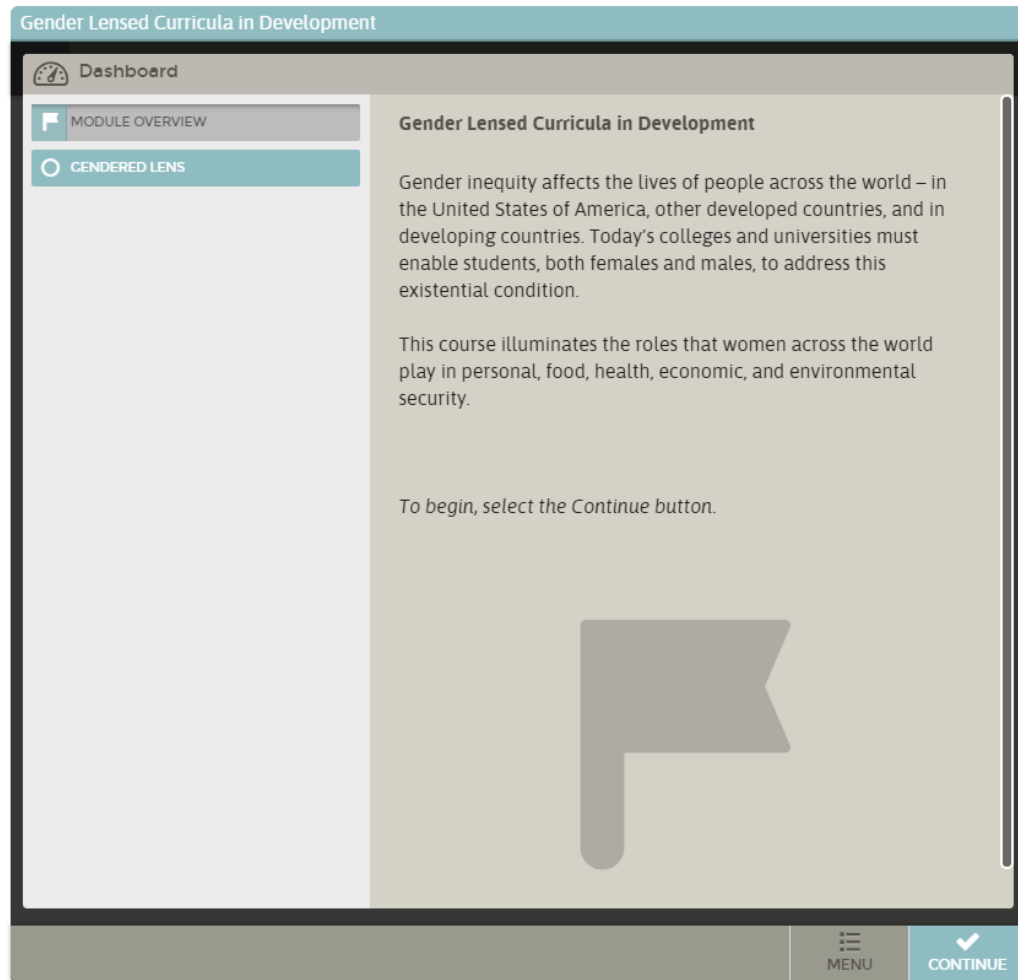
CANVAS

# Online Module Demonstration

---

CANVAS AND OTHER LMS OPTIONS





# Online Module

---

# Tips for Engaging Students

---

- ✓ Give students a heads-up on content to be discussed during that class session.
- ✓ Be prepared to wait for responses during discussions or call on specific students.
- ✓ Share the expected completion time
  - We are currently testing the module and will have expected completion times posted soon.



# Summer Module Testing

---

- Open to Graduate Students, Professionals, and Instructors
- Complete Module 1 + pre/post assessments
- Contact Danette Philpot ([danette@tamu.edu](mailto:danette@tamu.edu))
- Complete the survey posted in the chat.



# Connect with us!


---

Visit the Website to  
Learn More:  
[genderlensed.tamu.edu](http://genderlensed.tamu.edu)

Join the Listserv for  
Module Announcements:  
[tx.ag/contactGLCD](http://tx.ag/contactGLCD)

Q & A


---







# Wrap Up & Next Steps

**MANUEL PIÑA, JR.**



**Seminar III – Wednesday, May 19, 2021  
@ 11am CST**





**TEXAS A&M**  
UNIVERSITY.



**United States  
Department of  
Agriculture**

# Thank you & Stay Safe!

Want to help us pilot test the modules?  
Complete the survey shared in the chat.